

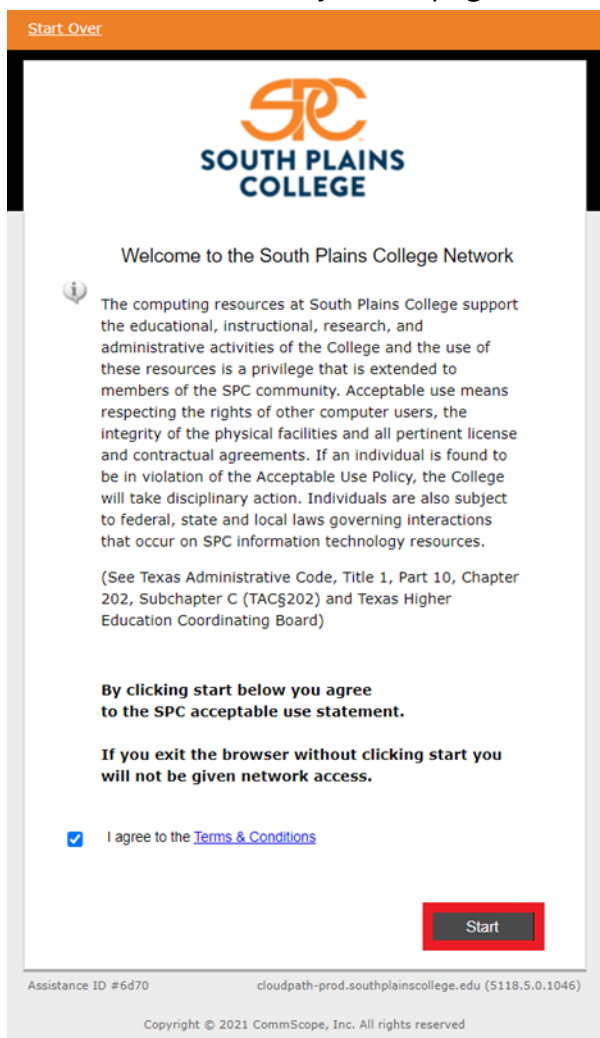
SPCnet Residence Halls

If you live in the residence halls and need to connect a device that will not accept WPA2-Enterprise connections (SPCnet), you will need to use the below method to connect.

Devices such as Xbox, PlayStation, Roku, etc. will need to use this method.


1. On a device that has an internet browser, you will select the SPCnet-Enrollment SSID. OR on a device already connected to the internet, you can navigate to <https://cloudpath-prod.southplainscollege.edu/> and follow the remaining instructions below.

2. This should redirect you to a page with our acceptable use policy listed. Select Start



The screenshot shows a web page with an orange header bar containing the text "Start Over". Below the header is the South Plains College logo, which consists of the letters "SPC" in a stylized orange font above the words "SOUTH PLAINS COLLEGE" in a blue, sans-serif font. The main content area has a white background and contains the following text:

Welcome to the South Plains College Network

 The computing resources at South Plains College support the educational, instructional, research, and administrative activities of the College and the use of these resources is a privilege that is extended to members of the SPC community. Acceptable use means respecting the rights of other computer users, the integrity of the physical facilities and all pertinent license and contractual agreements. If an individual is found to be in violation of the Acceptable Use Policy, the College will take disciplinary action. Individuals are also subject to federal, state and local laws governing interactions that occur on SPC information technology resources.

(See Texas Administrative Code, Title 1, Part 10, Chapter 202, Subchapter C (TAC§202) and Texas Higher Education Coordinating Board)

By clicking start below you agree to the SPC acceptable use statement.

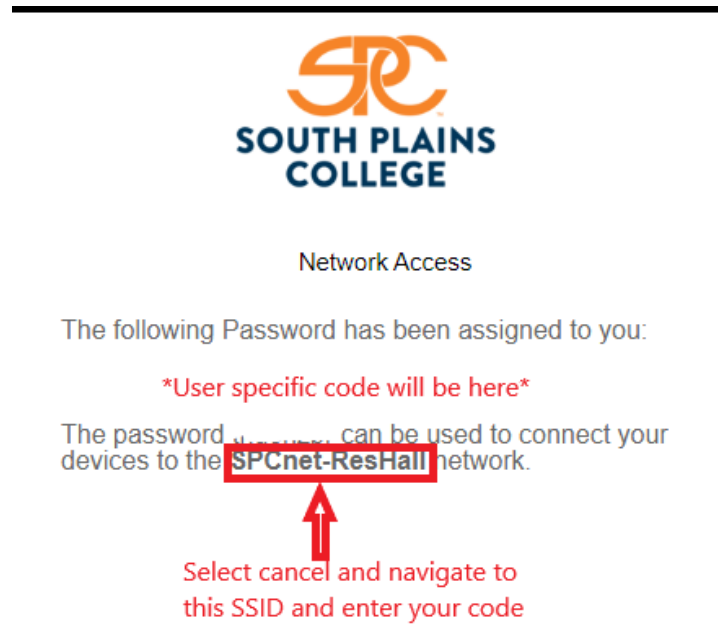
If you exit the browser without clicking start you will not be given network access.

I agree to the [Terms & Conditions](#)

Start

At the bottom of the page, there is a footer with the text: "Assistance ID #6d70 cloudpath-prod.southplainscollege.edu (5118.5.0.1046) Copyright © 2021 CommScope, Inc. All rights reserved"

3. Sign in with your SPC username and password. (not the full email address)
4. You will be given an 8-digit code. **Write this down or take a screenshot.**



5. Select Cancel (iOS) or right-click and 'forget' the SPCnet-Enrollment SSID (on a Windows device).
6. On your gaming or streaming device select the SPCnet-ResHall SSID.
7. Enter the 8-digit code you wrote down or screenshotted earlier.
8. You should now be connected!